

1718878-1 ✓ ACTIVE

AMP | AMP MCP Connector System, Junior Power Timer

TE Internal #: 1718878-1

Housing for Female Terminals, Wire-to-Device / Wire-to-Board, 5 Position, .295 in [7.5 mm] Centerline, Sealable, Black, Power & Signal, Hybrid

[View on TE.com >](#)



Connectors > Automotive Connectors > Connector Housings > TIMER, CONNECTOR HOUSING



Connector & Housing Type: **Housing for Female Terminals**

Mating Tab Width: **4.8 mm, 6.3 mm [.189 in, .248 in]**

Connector System: **Wire-to-Board, Wire-to-Device**

Number of Positions: **5**

Centerline (Pitch): **7.5 mm [.295 in]**

[All TIMER, CONNECTOR HOUSING \(541\)](#)

Features

Product Type Features

Connector Shape	Rectangular
Connector & Housing Type	Housing for Female Terminals
Connector System	Wire-to-Board, Wire-to-Device
Sealable	Yes
Hybrid Connector	Yes
Primary Locking Feature	On the Terminal

Configuration Features

Number of Positions	5
Number of Rows	2

Electrical Characteristics

Operating Voltage	14 VDC
Nominal Voltage Architecture	12 V

Body Features

Cable Exit Angle	180°
Body Material	PBT GF
Primary Product Color	Black
Connector Code	A



Contact Features

Contact Size	2.8mm, 6.3mm, 9.5mm
Contact Type	Receptacle
Mating Tab Width	4.8 mm, 6.3 mm [.189 in][.248 in]

Mechanical Attachment

Mounting Feature	Without
Terminal Position Assurance	Yes
Strain Relief	Add By Accessory
Mating Alignment Type	Keyed
Mating Alignment	With
Connector Mounting Type	Cable Mount (Free-Hanging)

Housing Features

Centerline (Pitch)	7.5 mm [.295 in]
--------------------	------------------

Dimensions

Product Width	40.2 mm [1.583 in]
Product Length	35.4 mm [1.394 in]
Product Height	32.15 mm [1.266 in]

Usage Conditions

Operating Temperature (Max)	70 °C, 75 °C, 80 °C, 85 °C, 90 °C, 100 °C, 105 °C [158 °F][167 °F][176 °F][185 °F][194 °F][212 °F][221 °F]
Operating Temperature Range	-40 – 105 °C [-40 – 221 °F]

Operation/Application

Circuit Application	Power & Signal
---------------------	----------------

Industry Standards

UL Flammability Rating	UL 94HB
------------------------	---------

Packaging Features

Packaging Quantity	350
Packaging Method	Box

Other

Serviceable	No
Connector Position Assurance Capable	No



Product Compliance

For compliance documentation, visit the product page on [TE.com](https://www.te.com)>

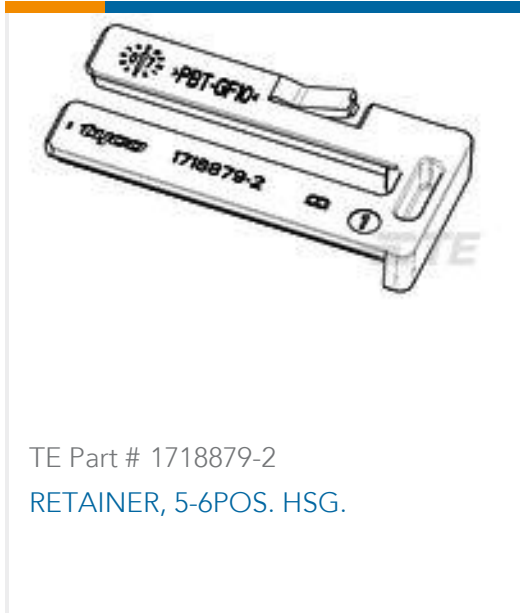
EU RoHS Directive 2011/65/EU	Compliant
EU ELV Directive 2000/53/EC	Compliant
China RoHS 2 Directive MIIT Order No 32, 2016	No Restricted Materials Above Threshold
EU REACH Regulation (EC) No. 1907/2006	Current ECHA Candidate List: JUNE 2022 (224) Candidate List Declared Against: JUNE 2022 (224) Does not contain REACH SVHC
Halogen Content	Low Halogen - Br, Cl, F, I < 900 ppm per homogenous material. Also BFR/CFR/PVC Free
Solder Process Capability	Not applicable for solder process capability

Product Compliance Disclaimer


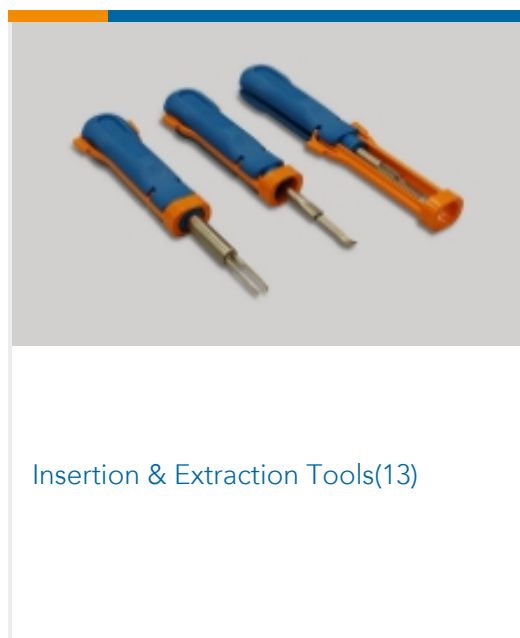
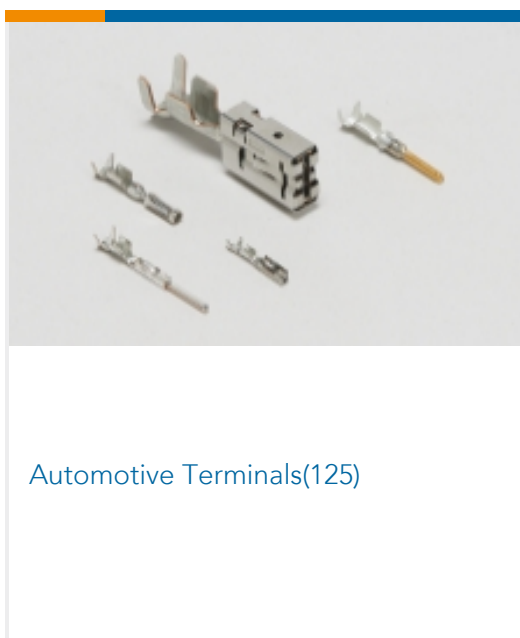
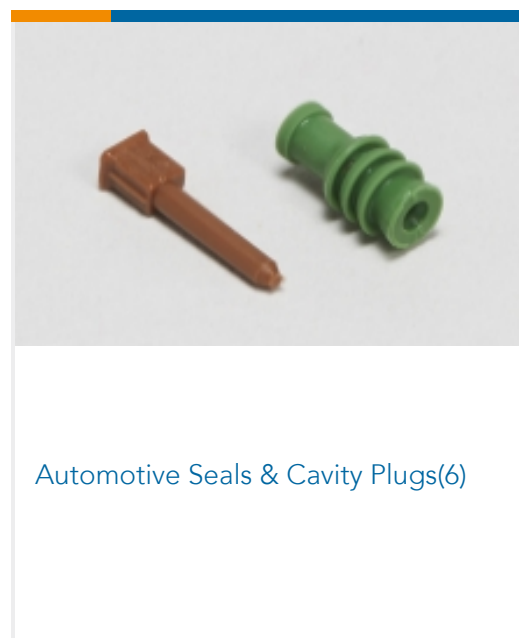
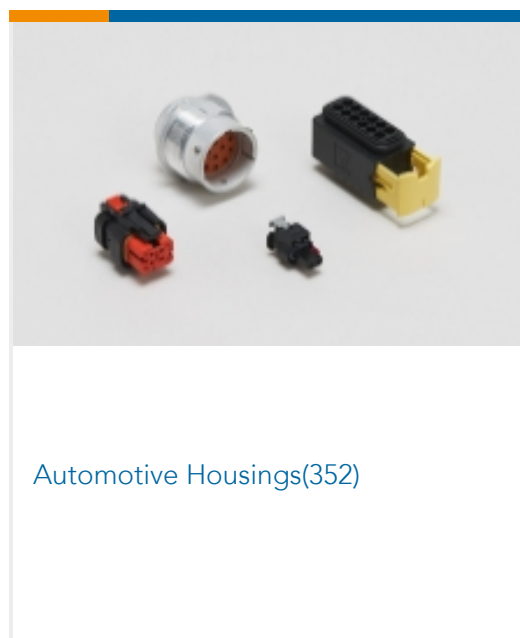

This information is provided based on reasonable inquiry of our suppliers and represents our current actual knowledge based on the information they provided. This information is subject to change. The part numbers that TE has identified as EU RoHS compliant have a maximum concentration of 0.1% by weight in homogenous materials for lead, hexavalent chromium, mercury, PBB, PBDE, DBP, BBP, DEHP, DIBP, and 0.01% for cadmium, or qualify for an exemption to these limits as defined in the Annexes of Directive 2011/65/EU (RoHS2). Finished electrical and electronic equipment products will be CE marked as required by Directive 2011/65/EU. Components may not be CE marked. Additionally, the part numbers that TE has identified as EU ELV compliant have a maximum concentration of 0.1% by weight in homogenous materials for lead, hexavalent chromium, and mercury, and 0.01% for cadmium, or qualify for an exemption to these limits as defined in the Annexes of Directive 2000/53/EC (ELV). Regarding the REACH Regulation, the information TE provides on SVHC in articles for this part number is based on the latest European Chemicals Agency (ECHA) 'Guidance on requirements for substances in articles' posted at this URL: <https://echa.europa.eu/guidance-documents/guidance-on-reach>

Compatible Parts

 <p>TE Part # 1355437-2 MCP9,5 EINZELDICHTG</p>	 <p>TE Part # 1394512-1 EINZELLEITDICHTG,BL</p>	 <p>TE Part # 963293-1 SEALING F JPT+2,8</p>	 <p>TE Part # 963292-1 WIRE SEALING 2,2</p>
--	--	---	--




Also in the Series | **AMP MCP Connector System**



Also in the Series | **Junior Power Timer**



Automotive Connector Caps & Covers (5)



Automotive Housings(226)



Automotive Seals & Cavity Plugs(10)



Automotive Terminals(81)




Busbars & Terminals(1)




Insertion & Extraction Tools(9)



Module Components(6)



Other Automotive Connector Accessories(1)



PCB Headers & Receptacles(1)

Documents

Product Drawings

[JPT/ AMP MCP 6.3/9.5 HSG 5 POS](#)

English

CAD Files

Customer View Model

[ENG_CVM_CVM_1718878-1_B.2d_dxf.zip](#)

English

3D PDF

3D

Customer View Model

[ENG_CVM_CVM_1718878-1_B.3d_igs.zip](#)

English

Customer View Model

[ENG_CVM_CVM_1718878-1_B.3d_stp.zip](#)

English

By downloading the CAD file I accept and agree to the [Terms and Conditions](#) of use.



Datasheets & Catalog Pages

Timer Interconnection System

English

Product Specifications

5 & 6 pol; JPT -A-/AMP MCP 6.3 Buchsengehäuse, Zusammenbau, gedichtet

German

Application Specification

German